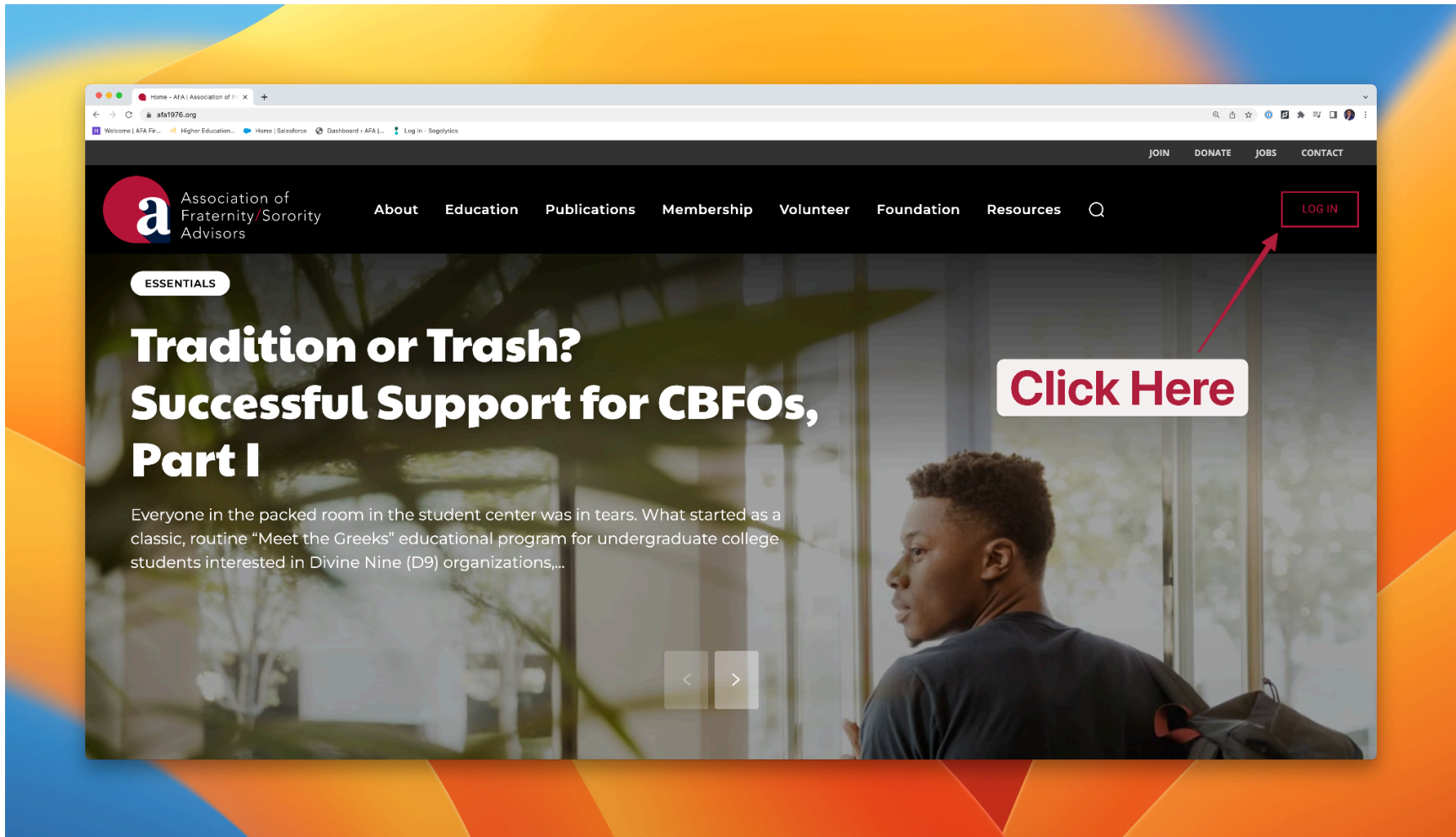
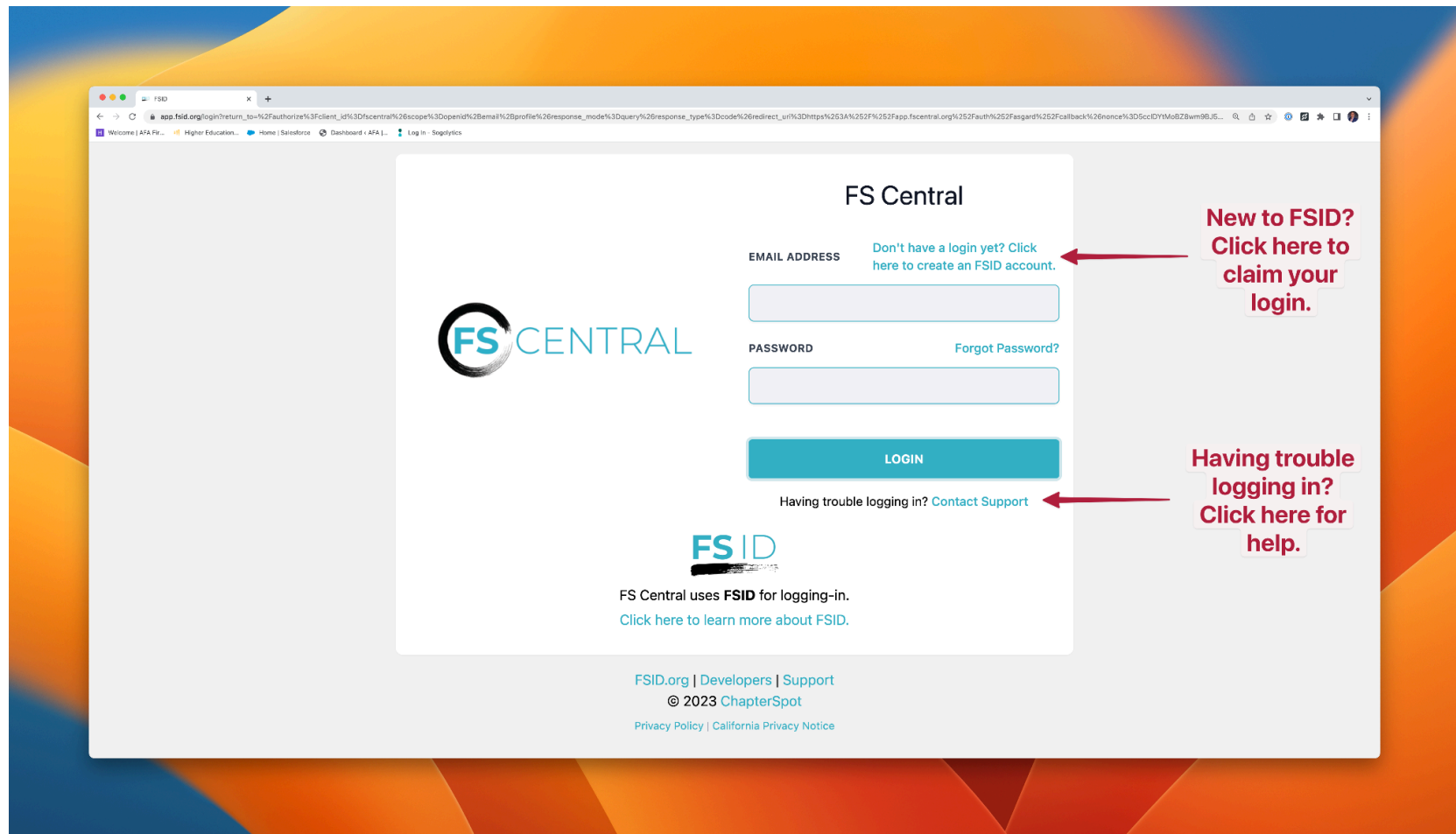



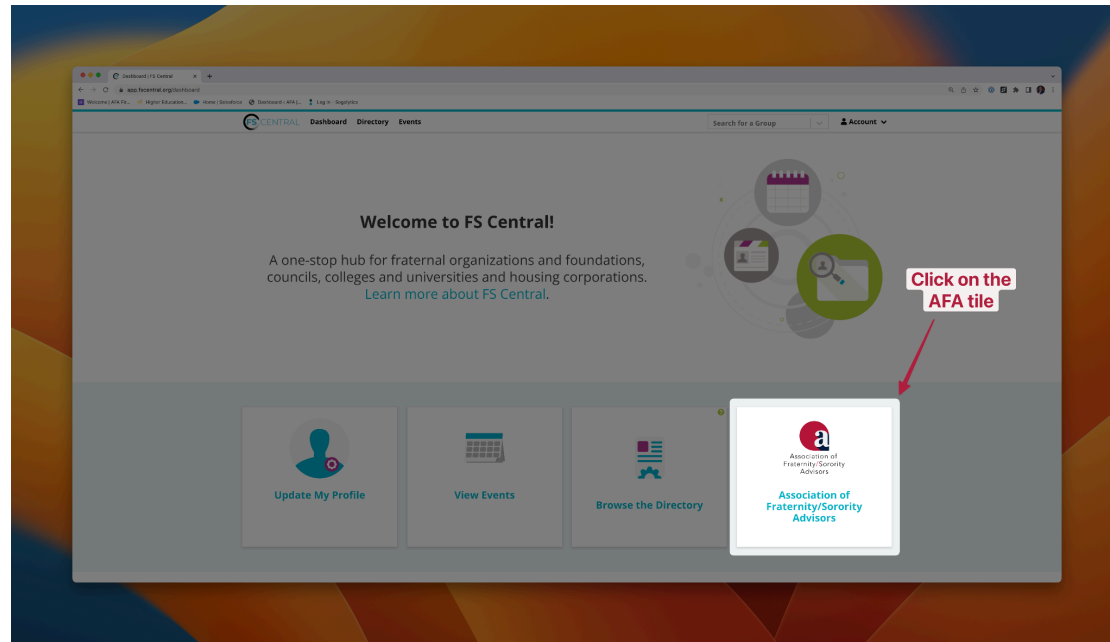
Step 1: Visit [afa1976.org](http://afa1976.org) and click on 'LOG IN' in the top right corner of our page.



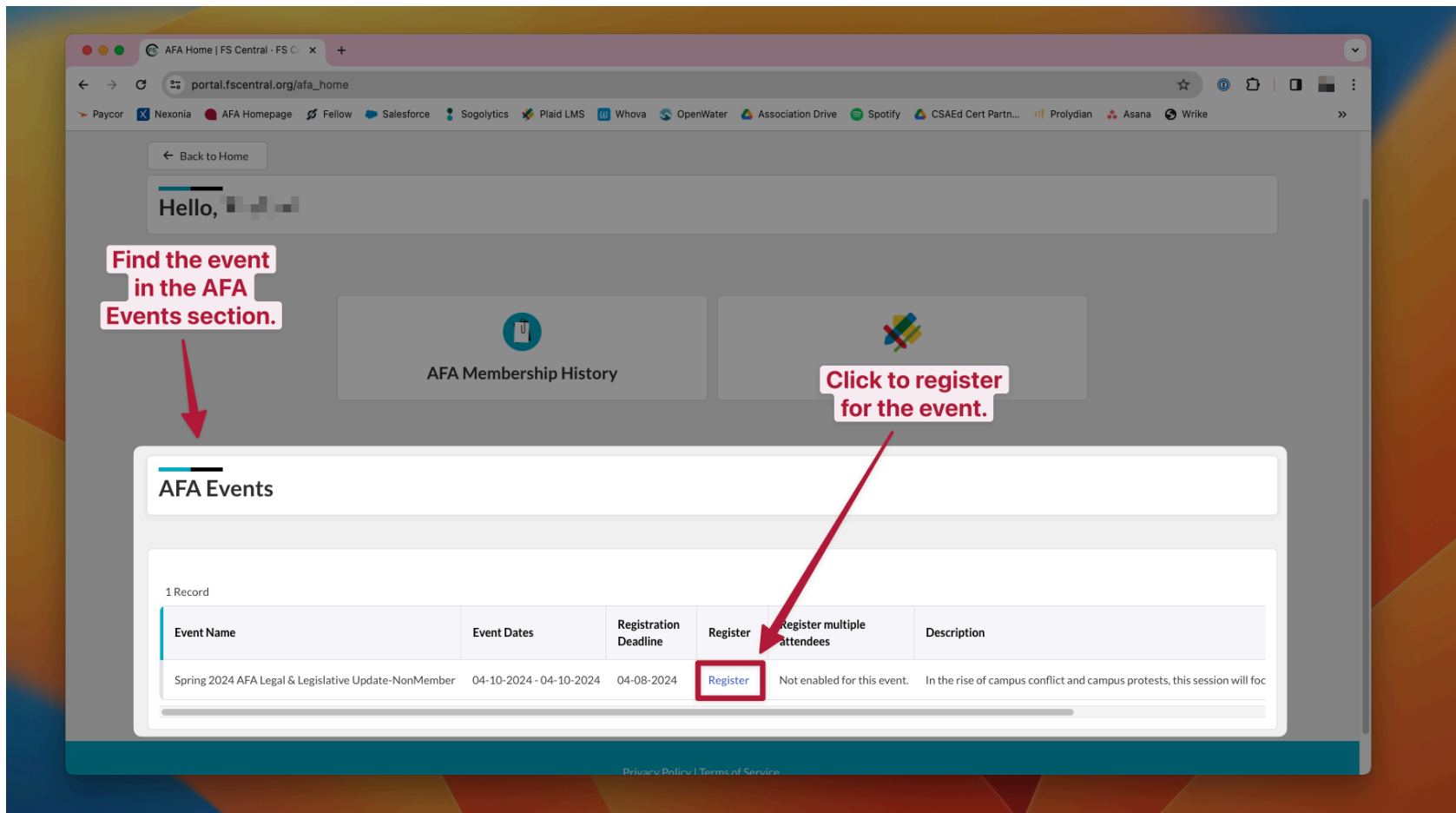
**Step 2:** Log in to FSCentral using your FSID login. If you have already claimed and are using a pre-existing FSID login, please log in with that email address and password. If you have yet to claim your FSID, please click the appropriate link on the login page and follow the steps outlined to claim your FSID, which will include submission of the appropriate information, an email verification, and a password reset. If you are having technical difficulties logging in, please click the appropriate link on the login page.



Step 3: Click on the tile with the AFA logo.



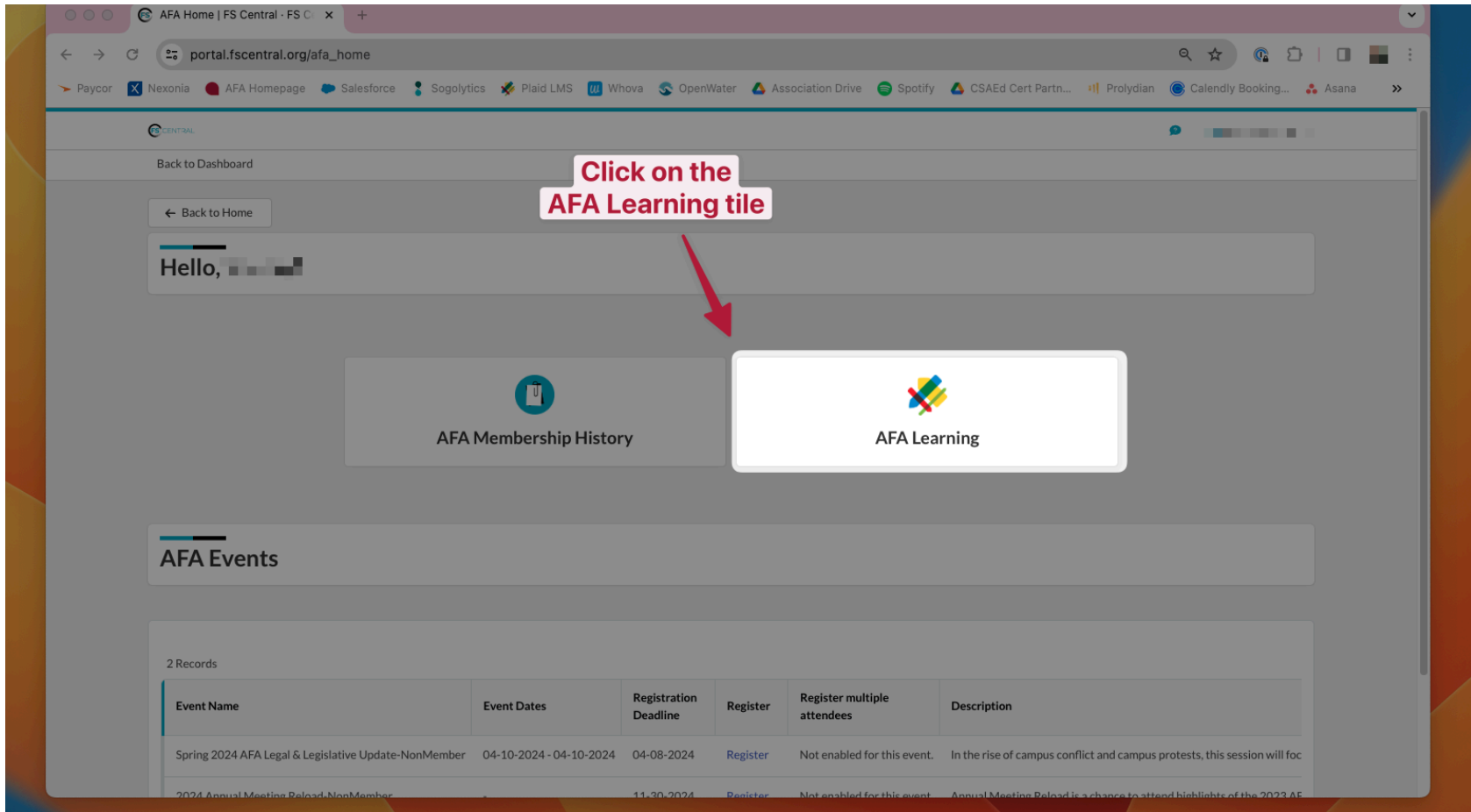
**Step 4:** Find the Event you would like to register for in the AFA Events section. Click on the Register button to be taken to the registration form for the event.



Follow the instructions on the registration page to register for the event.



**Step 5:** Once you have registered for the Annual Meeting Reload, you can access the sessions through the AFA Learning tile. The AFA Learning tile can be found in the AFA portal of FSCentral.

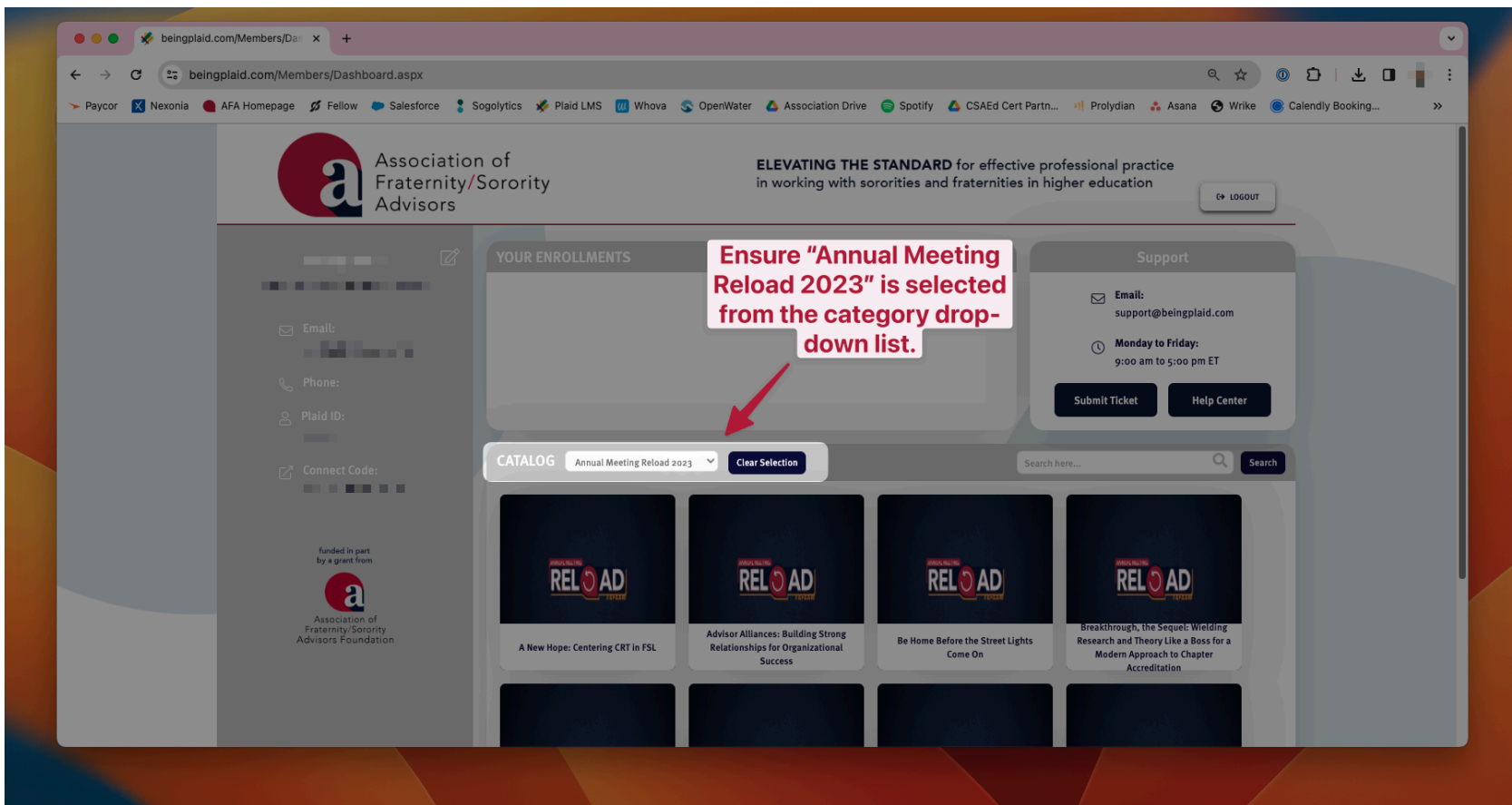


**Step 6:** If this is your first time using the AFA Learning Management System, follow the instructions on the screen to set up your PlaidLMS account.

- If you have an existing PlaidLMS account with another organization, follow the instructions on the screen to link your existing PlaidLMS account. To do this you will need to:

- Open a new browser window.
- Login to your existing PlaidLMS account (this may mean using your organization's member portal). Copy the "Connect Code" and paste it into the provided field.

**Step 7:** To access the Annual Meeting Reload sessions, ensure "Annual Meeting Reload 2023" is selected from the category drop-down list.



**Step 8:** Select the session you would like to view. Click “More Info” for more details about the session. Click “Enroll Now” to add the course to the “Your Enrollments” list at the top.

The screenshot shows the 'beingplaid.com' Members Dashboard. At the top, the header includes the Association of Fraternity/Sorority Advisors logo and the tagline 'ELEVATING THE STANDARD for effective professional practice in working with sororities and fraternities in higher education'. A 'LOGOUT' button is in the top right. The user profile for 'Shelby Flores' is on the left, with contact information: Email: shelby@afa1976.org, Phone: (blank), and Plaid ID: 257295. The 'YOUR ENROLLMENTS' section is currently empty, displaying 'No Enrollments'. Below this is a 'CATALOG' section with a dropdown menu set to 'Annual Meeting Reload 2023'. The first card in the catalog is titled 'RELOAD' and has two buttons: 'MORE INFO' and 'ENROLL NOW'. A red callout box with an arrow points to the 'MORE INFO' button, containing the text: 'Click "More Info" for more information about the session.' Another red callout box with an arrow points to the 'ENROLL NOW' button, containing the text: 'Click "Enroll Now" to add the session to the "Your Enrollments" list at the top of the screen.' A third red callout box with an arrow points to the 'ENROLL NOW' button in the 'YOUR ENROLLMENTS' section, containing the text: 'Click "Enroll Now" to add the session to the "Your Enrollments" list at the top of the screen.'

**Step 9:** Once you have added the session to the “Your Enrollments” list, press the play button on the course you’d like to begin. Then click the “Launch Course” button to start the session.

Association of Fraternity/Sorority Advisors

ELEVATING THE STANDARD for effective professional practice in working with sororities and fraternities in higher education

Shelby Flores  
Association of Fraternity/Sorority Advisors

Email: shelby@afas1976.org  
Phone:  
Plaid ID: 257295  
Connect Code: 37160CAC6A12467

YOUR ENROLLMENTS

Show All | Only Completed | **Only Incomplete**

A New Hope: Centering CRT in FSL In Process

Press the play button to start the session.

Support

Email: support@beingplaid.com  
Monday to Friday: 9:00 am to 5:00 pm ET  
Submit Ticket Help Center

CATALOG Select Category Search here... Search

RELOAD

Advisor Alliances: Building Strong Relationships for Organizational Success

Be Home Before the Street Lights Come On

Breakthrough: The Secret: Writing Research and Theory Like a Boss for a Modern Approach to Chapter Accreditation

Building Strong Partnerships with NALFO Organizations

From Col-de-Sac to Career Pathways

Association of Fraternity/Sorority Advisors

ELEVATING THE STANDARD for effective professional practice in working with sororities and fraternities in higher education

Course Information

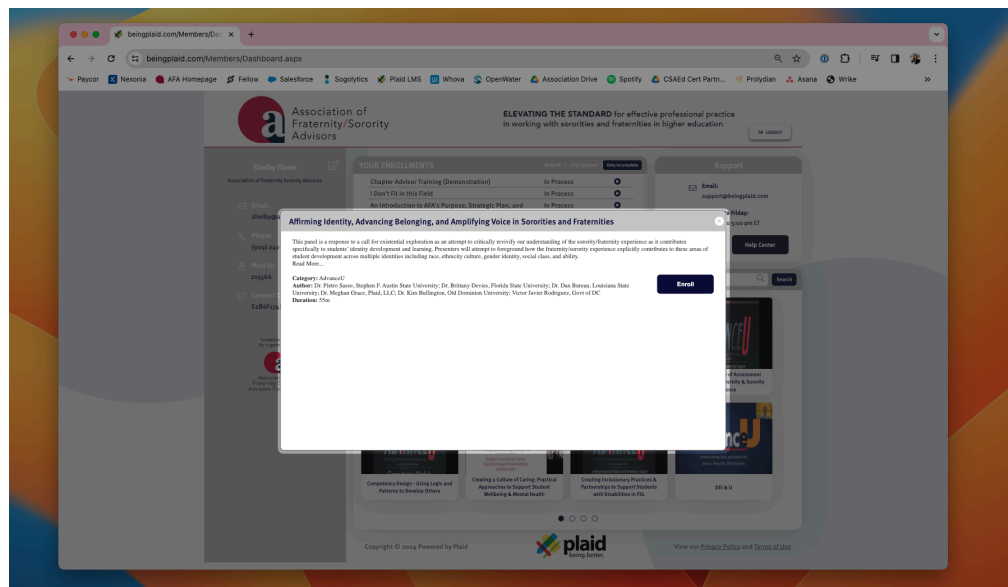
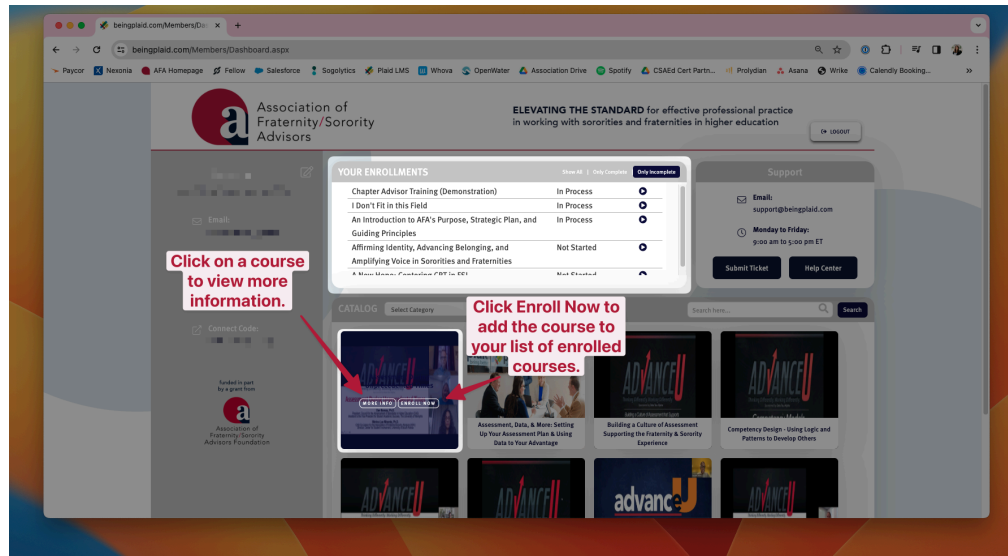
Reload 2023 (Not Started)

Name	Status	Completion Date	Score	
AFA: Reload 2023 - A New Hope: Centering CRT in FSL	Not Started			<b>LAUNCH COURSE</b>

Click the "Launch Course" button to start the session.

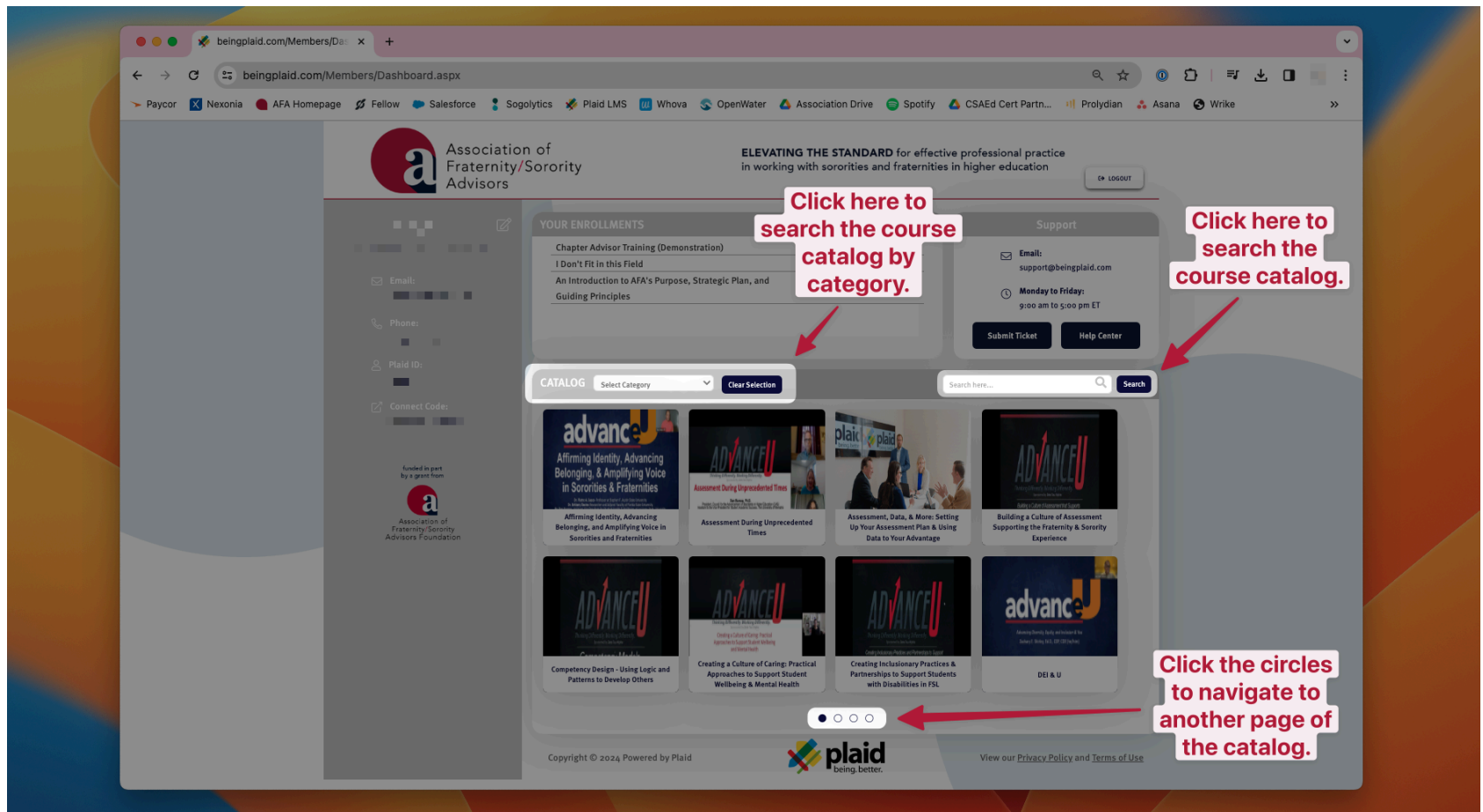
## Navigation Tips:

- Click on a course to view more information about it. You can also click “Enroll Now” to add the course to immediately add it to your list of enrolled courses at the top of your screen.





- You can search the Catalog by category (e.g., AdvanceU, Volunteer Training). You can also use the search bar to search for a course.



- The circles at the bottom of the screen represent pages of the Catalog. Click a circle to navigate to another page of the Catalog.